



The Bend Motorsports Park

Round 7 : December 3 - 5



ASBK.COM.AU f t i y

DUNLOP SUPERSPORT 300 CHAMPIONSHIP

Practice 3


Date: 03/12/21
 Event: P13
 Weather: Sunny - Temp: 21.3C
 Track: Dry - Temp: 43.1C


Started at: 15:52:31
 Laps: 25 Min
 Starters: 28
 Printed at: 16:26


CLASSIFICATION

Pos	No	Name	Machine	Fastest Lap	On Lap	Behind Leader	Behind Prev	Top Speed
1	22	Zac JOHNSON (VIC) / Johnson Racing Team / Rebuilder / Prebuild Solutions / The Grinning Dingo	Kawasaki Ninja	2:10.146	8 of 8			187
2	50	Carter THOMPSON (NSW) / GTR MotoStars Team / RS+C / Motostars / Doctor Mak / YRD / Motul / Pirelli	Yamaha YZF-R3	2:10.528	3 of 10	.382	.382	193
3	69	Archie McDONALD (NSW) / ProGP Racing Junior Team / GB Racing / Bonamici Racing / Signpro / JDS Moto	Yamaha YZF-R3	2:10.672	7 of 8	.526	.144	190
4	36	Angus GRENFELL (VIC) / ABU Engineering/ Peek Visual / Ricondi / Earmold Aust.	Yamaha YZF-R3	2:10.924	10 of 10	.778	.252	188
5	39	Glenn NELSON (QLD) / Buddys Pest Control / Dynoverks / XXX Suspension / Always Livin	Yamaha YZF-R3	2:11.124	8 of 10	.978	.200	193
6	11	Brandon DEMMERY (NSW) / Motocity / Mini Rev Heads	Yamaha YZF-R3	2:11.126	8 of 10	.980	.002	190
7	59	Tom DRANE (NSW) / Construction Supply Specialists / IC Cons / MD Steel	Yamaha YZF-R3	2:11.826	4 of 10	1.680	.700	192
8	3	Cameron DUNKER (NSW) / GTR MotoStars Team / RS+C / Doctor Mak / YRD / Motul / Pirelli	Yamaha YZF-R3	2:12.255	4 of 10	2.109	.429	193
9	16	James JACOBS (NSW) / X-Lite / Nedlands Studio / Bridgestone / Lucas Oils / EK Chains / Mototrack	Kawasaki Ninja	2:12.336	8 of 10	2.190	.081	197
10	121	Reece OUGHTRED (VIC) / Moto GC / Dynoverks / Sign Pro / The Jags / LS2 Helmets / Motul / Cykel	Yamaha YZF-R3	2:12.433	3 of 4	2.287	.097	196
11	15	Olly SIMPSON (SA) / Simpson Crash / Simpson Signs	Yamaha YZF-R3	2:12.907	6 of 7	2.761	.474	187
12	95	Matthew RINDEL (VIC) / Stay Upright / Gears Racing / Mick Hone M-cycles / The Grinning Dingo / Shoei	Yamaha YZF-R3	2:13.214	9 of 10	3.068	.307	192
13	91	Taiyo AKSU (QLD) / Ricondi	Yamaha YZF-R3	2:13.442	9 of 10	3.296	.228	186
14	35	Varis FLEMING (VIC) / MotoGo / Suspension Pro / Taichi / Kit / RTF Building Services / Berwick Thai	Yamaha YZF-R3	2:13.823	2 of 3	3.677	.381	190
15	25	Brodie GAWITH (VIC) / Rocondi / AGV Helmets / TCX	Yamaha YZF-R3	2:13.908	5 of 10	3.762	.085	191
16	66	Mitchell SIMPSON (SA) / Simpson Crash / Simpson Signs	Yamaha YZF-R3	2:13.950	4 of 5	3.804	.042	182
17	88	Joseph MARINIELLO (VIC) / Traction Control M-sport / Race4James / RST Moto / HJC Helmets	Kawasaki Ninja	2:13.975	3 of 7	3.829	.025	198
18	51	Sam PEZZETTA (SA) / Unitech Racing / Remo Contractors / SA Profiling / AUS Crush & Recycle	Yamaha YZF-R3	2:14.126	4 of 10	3.980	.151	188
19	63	Clay CLEGG (NSW) / Akubra / Williamson Bros / Mavin Truck Centre / Central West Electrical	Yamaha YZF-R3	2:14.288	9 of 9	4.142	.162	189
20	355	Laura BROWN (NSW) / Bikebiz	Yamaha YZF-R3	2:14.303	9 of 10	4.157	.015	195
21	58	Lucas QUINN (QLD)	Yamaha YZF-R3	2:14.570	9 of 9	4.424	.267	189
22	279	Hayden NELSON (NSW)	Yamaha YZF-R3	2:14.666	9 of 9	4.520	.096	188
23	97	Peter NERLICH (VIC) / Proworx Racing	Kawasaki Ninja	2:15.063	7 of 9	4.917	.397	191
24	13	Jordan SIMPSON (SA) / Simpson Crash / Simpson Signs	Yamaha YZF-R3	2:15.369	2 of 9	5.223	.306	184
25	32	Jai RUSSO (NSW) / Russo Performance / YRD Yamaha / GTR MotoStars / Ricondi / AGV / TCX	Yamaha YZF-R3	2:16.290	3 of 6	6.144	.921	192
26	57	Cooper ROWNTREE (SA) / Anytime Fitness	Yamaha YZF-R3	2:16.567	2 of 10	6.421	.277	184
27	45	Jamie PORT (VIC) / Yamaha / AGV / Pirelli / Motul / Ricondi	Yamaha YZF-R3	2:16.795	5 of 9	6.649	.228	188
28	12	Henry SNELL (QLD) / Ricondi / AGV / TXC	Yamaha YZF-R3	2:18.244	1 of 9	8.098	1.449	187

Current qualifying record for SS300 class - 2:10.949 by Olly SIMPSON (SA) on a Yamaha R3 321 set on 26/04/19


 Chief Timekeeper - Scott Lang


 Race Director - Tom Williams


 Clerk of Course - Paul Hinds



www.computime.com.au
 COMPUTIME RACE TIMING SYSTEMS PTY LTD





The Bend Motorsports Park

Round 7 : December 3 - 5



ASBK.COM.AU f t i y



DUNLOP SUPERSPORT 300 CHAMPIONSHIP

Practice 3

Date: 03/12/21
 Event: P13
 Weather: Sunny - Temp: 21.3C
 Track: Dry - Temp: 43.1C

Started at: 15:52:31
 Laps: 25 Min
 Starters: 28
 Printed at: 16:26

LAP TIMES

No	Name	Lap 1	Lap 2	Lap 3	Lap 4	Lap 5	Lap 6	Lap 7	Lap 8	Lap 9	Lap 10
3	Cameron DUNKER (NSW)	2:19.749	2:13.384	2:12.555	<u>2:12.255</u>	2:18.565	2:15.296	2:13.191	2:12.995	2:19.471	2:12.595
11	Brandon DEMMERY (NSW)	2:14.599	2:11.997	2:19.814	2:31.749	2:11.839	2:12.477	2:12.053	<u>2:11.126</u>	2:18.075	2:19.231
12	Henry SNELL (QLD)	<u>2:18.244</u>	2:36.945	3:32.474	2:20.614	2:18.357	2:18.342	2:19.642	2:19.996	2:19.573	
13	Jordan SIMPSON (SA)	2:16.728	<u>2:15.369</u>	2:15.508	2:16.908	2:18.991	2:21.950	2:18.113	2:29.519	2:23.561	
15	Olly SIMPSON (SA)	2:14.428	2:13.904	2:13.851	2:13.492	2:14.267	<u>2:12.907</u>	2:13.192			
16	James JACOBS (NSW)	2:13.383	2:13.001	2:12.900	2:13.159	2:13.943	2:13.859	2:13.082	<u>2:12.336</u>	2:26.074	2:47.569
22	Zac JOHNSON (VIC)	2:12.906	2:12.083	2:11.423	2:32.145	6:24.241	2:11.255	2:10.507	<u>2:10.146</u>		
25	Brodie GAWITH (VIC)	2:15.317	2:15.562	2:14.901	2:20.326	<u>2:13.908</u>	2:15.372	2:16.984	2:14.199	2:15.029	2:14.051
32	Jai RUSSO (NSW)	2:20.091	2:16.395	<u>2:16.290</u>	2:35.293	10:38.138	2:16.531				
35	Varis FLEMING (VIC)	2:14.034	<u>2:13.823</u>	2:32.986							
36	Angus GRENFELL (VIC)	2:11.666	2:11.781	2:13.410	2:11.623	2:13.095	2:12.760	2:11.640	2:12.063	2:11.861	<u>2:10.924</u>
39	Glenn NELSON (QLD)	2:21.669	2:13.943	2:11.309	2:11.712	2:11.638	2:12.399	2:26.783	<u>2:11.124</u>	2:11.572	2:11.809
45	Jamie PORT (VIC)	2:19.044	2:19.148	2:19.016	2:17.179	<u>2:16.795</u>	2:17.701	2:19.729	2:36.591	3:51.661	
50	Carter THOMPSON (NSW)	2:22.219	2:12.191	<u>2:10.528</u>	2:45.791	3:00.951	2:11.721	2:11.728	2:12.378	2:11.186	2:10.612
51	Sam PEZZETTA (SA)	2:25.736	2:44.882	2:14.407	<u>2:14.126</u>	2:14.980	2:14.862	2:16.754	2:15.567	2:24.512	3:52.867
57	Cooper ROWNTREE (SA)	2:17.841	<u>2:16.567</u>	2:17.274	2:17.338	2:17.120	2:18.192	2:17.873	2:18.409	2:18.921	2:19.256
58	Lucas QUINN (QLD)	2:57.318	2:16.423	2:16.022	2:15.117	2:15.114	2:14.771	2:15.251	2:14.785	<u>2:14.570</u>	
59	Tom DRANE (NSW)	2:20.047	2:12.580	2:12.694	<u>2:11.826</u>	2:21.741	2:22.611	2:46.304	2:12.322	2:18.039	2:51.334
63	Clay CLEGG (NSW)	2:56.025	2:16.185	2:15.993	2:15.745	2:16.106	2:15.028	2:16.082	2:14.941	<u>2:14.288</u>	
66	Mitchell SIMPSON (SA)	2:31.350	2:56.110	2:14.025	<u>2:13.950</u>	2:26.032					
69	Archie McDONALD (NSW)	2:11.328	2:12.495	2:12.975	2:11.013	2:19.452	4:11.324	<u>2:10.672</u>	2:11.512		
88	Joseph MARINIELLO (VIC)	2:17.307	2:15.860	<u>2:13.975</u>	2:15.100	2:14.236	2:16.511	2:15.046			
91	Taiyo AKSU (QLD)	2:17.077	2:15.860	2:15.299	2:37.283	2:15.677	2:13.633	2:14.381	2:16.312	<u>2:13.442</u>	2:14.161
95	Matthew RINDEL (VIC)	2:16.203	2:14.800	2:22.644	2:13.946	2:13.553	2:14.176	2:14.643	2:14.627	<u>2:13.214</u>	2:14.364
97	Peter NERLICH (VIC)	2:18.952	2:17.949	2:24.610	3:23.597	2:16.745	2:16.550	<u>2:15.063</u>	2:16.216	2:15.530	
121	Reece OUGHTRED (VIC)	2:15.960	2:13.039	<u>2:12.433</u>	2:14.373						
279	Hayden NELSON (NSW)	2:19.767	2:18.055	2:16.974	2:16.208	2:18.308	2:16.667	2:15.222	2:14.847	<u>2:14.666</u>	
355	Laura BROWN (NSW)	2:17.959	2:16.287	2:19.131	2:16.150	2:15.960	2:16.069	2:14.662	2:15.085	<u>2:14.303</u>	2:15.825

Scott Laing
 Chief Timekeeper - Scott Laing

Tom Williams
 Race Director - Tom Williams

Paul Hinds
 Clerk of Course - Paul Hinds



www.computime.com.au
 COMPUTIME RACE TIMING SYSTEMS PTY LTD





The Bend Motorsports Park

Round 7 : December 3 - 5



ASBK.COM.AU f t i y

DUNLOP SUPERSPORT 300 CHAMPIONSHIP

Practice 3

Date: 03/12/21
 Event: P13
 Weather: Sunny - Temp: 21.3C
 Track: Dry - Temp: 43.1C

Started at: 15:52:31
 Laps: 25 Min
 Starters: 28
 Printed at: 16:26

SPLIT TIMES

Lap	Split 1	Split 2	Split 3	Split 4	Lap Time	Spd	Lap	Split 1	Split 2	Split 3	Split 4	Lap Time	Spd
3 Cameron DUNKER (NSW) (8th)							3	30.562	37.872	32.955	33.980	2:15.369	180
1	1:16.408	42.297	33.705	33.869	3:06.279	94	4	30.450	37.930	33.219	33.909	2:15.508	182
2	30.588	39.863	33.811	35.487	2:19.749	187	5	30.314	38.327	33.846	34.421	2:16.908	184
3	30.240	37.679	32.393	33.072	2:13.384	182	6	30.228	37.838	33.897	37.028	2:18.991	181
4	29.459	37.068	32.470	33.558	2:12.555	193	7	30.241	43.639	33.523	34.547	2:21.950	182
5	30.119	36.984	32.260	32.892	2:12.255	188	8	30.537	38.144	33.610	35.822	2:18.113	179
6	29.908	38.858	34.489	35.310	2:18.565	192	9	34.885	47.285	33.547	33.802	2:29.519	178
7	29.587	37.609	33.990	34.110	2:15.296	191	10	30.539	45.944	33.195	33.883	2:23.561	180
8	29.772	37.452	32.753	33.214	2:13.191	183	15 Oily SIMPSON (SA) (11th)						
9	29.862	37.269	32.821	33.043	2:12.995	182	1	6:15.430	38.444	33.734	34.183	8:01.791	119
10	34.799	37.781	32.869	34.022	2:19.471	184	2	30.510	37.311	33.354	33.253	2:14.428	182
11	29.438	37.228	32.766	33.163	2:12.595	192	3	29.960	37.096	33.240	33.608	2:13.904	182
11 Brandon DEMMERY (NSW) (6th)							4	30.273	36.959	33.034	33.585	2:13.851	181
1	1:20.549	39.182	33.665	33.911	3:07.307	107	5	30.233	37.111	32.895	33.253	2:13.492	179
2	30.092	38.108	33.072	33.327	2:14.599	188	6	30.254	37.281	33.223	33.509	2:14.267	180
3	29.947	37.051	32.069	32.930	2:11.997	183	7	30.072	37.025	32.621	33.189	2:12.907	179
4	29.657	39.920	37.030	33.207	2:19.814	187	8	29.940	36.875	33.108	33.269	2:13.192	187
5	35.510	46.071	36.203	33.965	2:31.749	189	16 James JACOBS (NSW) (9th)						
6	29.613	36.399	32.195	33.632	2:11.839	187	1	1:36.079	38.514	34.781	33.914	3:23.288	114
7	29.763	36.990	32.552	33.172	2:12.477	183	2	29.869	37.306	33.019	33.189	2:13.383	191
8	29.879	36.815	32.587	32.772	2:12.053	181	3	29.597	36.982	33.187	33.235	2:13.001	197
9	29.392	36.675	32.107	32.952	2:11.126	190	4	29.650	36.832	32.934	33.484	2:12.900	192
10	29.483	37.326	34.918	36.348	2:18.075	187	5	29.638	36.981	33.050	33.490	2:13.159	190
11	34.645	37.193	32.716	34.677	2:19.231	183	6	29.679	37.080	33.512	33.672	2:13.943	190
12 Henry SNELL (QLD) (28th)							7	29.775	37.264	33.393	33.427	2:13.859	189
1	2:01.306	38.629	34.809	34.147	3:48.891	120	8	29.905	36.996	33.100	33.081	2:13.082	189
2	30.810	38.294	34.294	34.846	2:18.244	187	9	29.311	36.678	33.227	33.120	2:12.336	195
3	30.972	38.974	35.454	51.545	2:36.945 P	185	10	29.649	36.827	33.657	45.941	2:26.074 P	190
4	1:44.376	38.606	34.838	34.654	3:32.474	32	11	58.792	39.002	34.526	35.249	2:47.569	114
5	30.950	40.545	33.936	35.183	2:20.614	185	22 Zac JOHNSON (VIC) (1st)						
6	30.958	38.168	34.670	34.561	2:18.357	182	1	1:53.474	38.819	33.091	33.832	3:39.216	120
7	31.272	38.172	34.315	34.583	2:18.342	185	2	30.083	37.334	32.484	33.005	2:12.906	187
8	30.842	39.006	34.572	35.222	2:19.642	183	3	29.693	37.309	32.271	32.810	2:12.083	187
9	31.027	38.968	34.415	35.586	2:19.996	184	4	29.561	36.708	32.273	32.881	2:11.423	186
10	31.040	39.222	34.369	34.942	2:19.573	182	5	35.942	38.346	33.976	43.881	2:32.145 P	187
13 Jordan SIMPSON (SA) (24th)							6	4:40.090	37.570	33.044	33.537	6:24.241	131
1	1:27.526	38.678	34.271	34.455	3:14.930	128	7	29.323	36.641	32.429	32.862	2:11.255	186
2	30.665	38.377	33.588	34.098	2:16.728	179	8	29.355	36.627	32.101	32.424	2:10.507	185

Scott Laing
 Chief Timekeeper - Scott Laing

Tom Williams
 Race Director - Tom Williams

Paul Hinds
 Clerk of Course - Paul Hinds





The Bend Motorsports Park

Round 7 : December 3 - 5



ASBK.COM.AU f t i y

DUNLOP SUPERSPORT 300 CHAMPIONSHIP

Practice 3

Date: 03/12/21
 Event: P13
 Weather: Sunny - Temp: 21.3C
 Track: Dry - Temp: 43.1C

Started at: 15:52:31
 Laps: 25 Min
 Starters: 28
 Printed at: 16:26

SPLIT TIMES

Lap	Split 1	Split 2	Split 3	Split 4	Lap Time	Spd	Lap	Split 1	Split 2	Split 3	Split 4	Lap Time	Spd
9	<u>29.143</u>	<u>36.473</u>	<u>32.096</u>	32.434	<u>2:10.146</u>	185	11	29.441	36.399	32.407	<u>32.677</u>	<u>2:10.924</u>	187
25 Brodie GAWITH (VIC) (15th)						39 Glenn NELSON (QLD) (5th)							
1	2:01.912	38.365	34.229	33.965	3:48.471	123	1	1:16.768	41.237	33.851	33.254	3:05.110	89
2	30.231	37.689	33.454	33.943	2:15.317	189	2	30.801	41.311	34.603	34.954	2:21.669	176
3	30.286	37.272	33.833	34.171	2:15.562	189	3	30.059	37.706	32.830	33.348	2:13.943	187
4	30.117	37.597	33.667	33.520	2:14.901	188	4	29.374	36.465	32.379	33.091	2:11.309	193
5	32.872	40.547	33.355	33.552	2:20.326	186	5	30.025	36.401	32.500	<u>32.786</u>	2:11.712	189
6	29.875	<u>37.139</u>	<u>33.075</u>	33.819	<u>2:13.908</u>	188	6	<u>29.325</u>	36.547	32.815	32.951	2:11.638	188
7	30.484	37.604	33.619	33.665	2:15.372	178	7	29.681	36.741	32.543	33.434	2:12.399	185
8	30.442	39.750	33.296	33.496	2:16.984	188	8	35.213	45.401	32.830	33.339	2:26.783	176
9	<u>29.516</u>	37.254	33.770	33.659	2:14.199	191	9	29.789	<u>36.191</u>	<u>32.254</u>	32.890	<u>2:11.124</u>	193
10	30.328	37.839	33.103	33.759	2:15.029	182	10	29.593	36.682	32.290	33.007	2:11.572	187
11	29.866	37.487	33.330	<u>33.368</u>	2:14.051	187	11	29.474	36.354	32.719	33.262	2:11.809	183
32 Jai RUSSO (NSW) (25th)						45 Jamie PORT (VIC) (27th)							
1	1:16.770	42.247	34.202	34.428	3:07.647	99	1	1:53.526	38.676	34.711	35.235	3:42.148	123
2	30.960	39.005	34.627	35.499	2:20.091	192	2	30.931	38.579	34.728	34.806	2:19.044	182
3	<u>30.490</u>	38.160	<u>33.399</u>	34.346	2:16.395	189	3	31.262	38.554	34.565	34.767	2:19.148	182
4	30.550	37.887	33.717	34.136	<u>2:16.290</u>	184	4	30.951	38.468	35.124	34.473	2:19.016	185
5	31.046	39.547	34.217	50.483	2:35.293 P	182	5	30.466	38.456	<u>33.859</u>	<u>34.398</u>	2:17.179	186
6	8:49.205	39.860	34.376	34.697	10:38.138	103	6	<u>30.356</u>	<u>37.937</u>	33.964	34.538	<u>2:16.795</u>	188
7	31.032	<u>37.773</u>	33.656	<u>34.070</u>	2:16.531	182	7	30.400	38.401	34.323	34.577	2:17.701	186
35 Varis FLEMING (VIC) (14th)						50 Carter THOMPSON (NSW) (2nd)							
1	1:52.735	38.227	34.191	33.999	3:39.152	124	10	2:00.926	39.431	35.527	35.777	3:51.661	93
2	30.643	37.196	<u>32.920</u>	<u>33.275</u>	2:14.034	189	1	1:20.102	38.486	33.015	33.276	3:04.879	115
3	<u>30.145</u>	<u>37.102</u>	33.073	33.503	<u>2:13.823</u>	190	2	33.249	39.835	34.551	34.584	2:22.219	177
4	30.301	40.382	36.421	45.882	2:32.986 P	189	3	29.608	36.912	32.485	33.186	2:12.191	193
36 Angus GRENFELL (VIC) (4th)						51 Sam PEZZETTA (SA) (18th)							
1	1:51.877	37.620	32.476	33.564	3:35.537	119	4	29.579	<u>36.428</u>	<u>32.033</u>	32.488	<u>2:10.528</u>	190
2	29.735	36.658	32.442	32.831	2:11.666	186	5	40.625	44.535	34.938	45.693	2:45.791 P	178
3	29.312	36.895	<u>32.353</u>	33.221	2:11.781	188	6	1:17.149	37.063	33.102	33.637	3:00.951	129
4	29.829	37.188	33.421	32.972	2:13.410	183	7	29.614	36.734	32.507	32.866	2:11.721	184
5	29.572	<u>36.324</u>	32.550	33.177	2:11.623	187	8	29.629	36.732	32.249	33.118	2:11.728	184
6	29.327	36.478	32.395	34.895	2:13.095	187	9	29.829	36.790	32.853	32.906	2:12.378	184
7	29.767	36.901	33.074	33.018	2:12.760	182	10	29.444	36.623	32.224	32.895	2:11.186	184
8	29.510	36.749	32.601	32.780	2:11.640	180	11	<u>29.425</u>	36.686	32.139	<u>32.362</u>	2:10.612	185
9	30.093	36.604	32.563	32.803	2:12.063	182							
10	<u>29.310</u>	37.019	32.577	32.955	2:11.861	187							

Scott Laing
 Chief Timekeeper - Scott Laing

Tom Williams
 Race Director - Tom Williams

Paul Hinds
 Clerk of Course - Paul Hinds





The Bend Motorsports Park

Round 7 : December 3 - 5



ASBK.COM.AU f t i y

DUNLOP SUPERSPORT 300 CHAMPIONSHIP

Practice 3

Date: 03/12/21
 Event: P13
 Weather: Sunny - Temp: 21.3C
 Track: Dry - Temp: 43.1C

Started at: 15:52:31
 Laps: 25 Min
 Starters: 28
 Printed at: 16:26

SPLIT TIMES

Lap	Split 1	Split 2	Split 3	Split 4	Lap Time	Spd	Lap	Split 1	Split 2	Split 3	Split 4	Lap Time	Spd
1	31.366	39.101	33.837	34.772	2:19.076	126	4	29.902	37.165	32.604	33.023	2:12.694	188
2	30.413	37.586	33.564	44.173	2:25.736 P	182	5	29.924	36.568	32.382	32.952	2:11.826	191
3	1:00.439	37.610	33.044	33.789	2:44.882	132	6	31.422	38.252	36.783	35.284	2:21.741	191
4	30.173	37.453	33.313	33.468	2:14.407	187	7	29.640	36.815	33.185	42.971	2:22.611 P	188
5	30.082	37.190	33.215	33.639	2:14.126	184	8	1:00.437	38.972	33.373	33.522	2:46.304	100
6	30.030	37.633	33.277	34.040	2:14.980	184	9	29.513	37.036	32.919	32.854	2:12.322	186
7	29.991	37.724	33.304	33.843	2:14.862	184	10	29.592	36.793	32.826	38.828	2:18.039 P	186
8	29.807	38.966	34.449	33.532	2:16.754	187	11	54.494	37.233	33.299	46.308	2:51.334 P	118
9	30.226	37.597	33.704	34.040	2:15.567	188							
10	30.378	37.450	33.490	43.194	2:24.512 P	183							
11	2:04.349	39.904	34.452	34.162	3:52.867	116							
57 Cooper ROWNTREE (SA) (26th)													
1	1:58.461	38.905	34.552	34.952	3:46.870	125	1	3:24.652	38.987	35.003	45.734	5:24.376 P	116
2	30.877	38.240	34.384	34.340	2:17.841	176	2	1:10.119	38.038	33.686	34.182	2:56.025	107
3	30.710	37.986	33.651	34.220	2:16.567	180	3	30.341	37.915	33.784	34.145	2:16.185	186
4	30.421	38.195	34.557	34.101	2:17.274	184	4	30.684	37.916	33.524	33.869	2:15.993	182
5	30.731	38.750	33.821	34.036	2:17.338	178	5	30.193	37.764	33.725	34.063	2:15.745	184
6	30.366	38.132	33.966	34.656	2:17.120	181	6	30.923	37.825	33.702	33.656	2:16.106	183
7	31.149	38.153	34.459	34.431	2:18.192	177	7	30.110	37.931	33.443	33.544	2:15.028	187
8	30.598	38.397	34.261	34.617	2:17.873	180	8	30.256	38.245	33.981	33.600	2:16.082	183
9	30.845	38.317	34.500	34.747	2:18.409	176	9	30.198	37.893	33.146	33.704	2:14.941	189
10	30.890	38.637	34.680	34.714	2:18.921	175	10	30.094	37.533	33.407	33.254	2:14.288	187
11	30.869	38.768	34.321	35.298	2:19.256	176							
58 Lucas QUINN (QLD) (21th)													
1	3:16.608	46.117	37.064	45.341	5:25.130 P	87	1	1:50.259	38.154	33.300	36.460	3:38.173	101
2	1:06.131	38.283	38.312	34.592	2:57.318	88	2	30.469	44.846	33.234	42.801	2:31.350 P	180
3	30.260	37.436	34.596	34.131	2:16.423	189	3	1:10.067	39.101	33.231	33.711	2:56.110	100
4	30.257	38.182	33.940	33.643	2:16.022	187	4	30.045	37.474	32.772	33.734	2:14.025	180
5	29.916	37.415	33.448	34.338	2:15.117	189	5	30.079	37.251	33.043	33.577	2:13.950	180
6	30.312	37.495	33.540	33.767	2:15.114	184	6	37.861	39.991	34.070	34.110	2:26.032	182
7	30.086	37.551	33.349	33.785	2:14.771	188							
8	30.093	37.328	34.267	33.563	2:15.251	187							
9	30.193	37.235	33.522	33.835	2:14.785	185							
10	30.297	37.330	33.602	33.341	2:14.570	186							
59 Tom DRANE (NSW) (7th)													
1	1:20.024	39.343	33.629	33.529	3:06.525	112	1	1:52.584	37.516	32.452	33.099	3:35.651	113
2	30.272	40.218	34.661	34.896	2:20.047	192	2	29.325	36.777	32.357	32.869	2:11.328	186
3	30.019	36.812	32.588	33.161	2:12.580	190	3	29.782	36.507	32.667	33.539	2:12.495	183
							4	29.413	36.925	33.882	32.755	2:12.975	190
							5	29.206	36.497	32.333	32.977	2:11.013	185
							6	30.180	37.159	32.159	39.954	2:19.452 P	184
							7	2:28.051	37.058	33.462	32.753	4:11.324	120
							8	29.171	36.594	32.183	32.724	2:10.672	190
							9	29.339	37.018	32.348	32.807	2:11.512	187
88 Joseph MARINIELLO (VIC) (17th)													

Scott Laing
 Chief Timekeeper - Scott Laing

Tom Williams
 Race Director - Tom Williams

Paul Hinds
 Clerk of Course - Paul Hinds



www.computime.com.au
 COMPUTIME RACE TIMING SYSTEMS PTY LTD





The Bend Motorsports Park

Round 7 : December 3 - 5



ASBK.COM.AU f t i y

DUNLOP SUPERSPORT 300 CHAMPIONSHIP

Practice 3

Date: 03/12/21
 Event: P13
 Weather: Sunny - Temp: 21.3C
 Track: Dry - Temp: 43.1C

Started at: 15:52:31
 Laps: 25 Min
 Starters: 28
 Printed at: 16:26

SPLIT TIMES

Lap	Split 1	Split 2	Split 3	Split 4	Lap Time	Spd	Lap	Split 1	Split 2	Split 3	Split 4	Lap Time	Spd
1	1:09.797	45.744	36.149	33.866	3:05.556	127	5	1:36.821	37.871	34.337	34.568	3:23.597	85
2	30.716	38.762	34.144	33.685	2:17.307	188	6	30.256	37.977	34.087	34.425	2:16.745	189
3	29.927	37.369	33.789	34.775	2:15.860	188	7	30.337	38.283	33.983	33.947	2:16.550	190
4	30.650	37.107	32.881	33.337	2:13.975	184	8	29.828	37.773	33.347	34.115	2:15.063	190
5	29.692	37.802	33.668	33.938	2:15.100	193	9	30.360	38.379	33.498	33.979	2:16.216	191
6	29.519	37.393	33.363	33.961	2:14.236	198	10	29.889	38.047	33.509	34.085	2:15.530	189
7	29.847	37.768	34.657	34.239	2:16.511	188							
8	29.998	37.043	33.298	34.707	2:15.046	195							
							121						
91 Taiyo AKSU (QLD) (13th)													
1	46.507	38.271	35.392	34.864	2:35.034	129	1	1:25.617	37.936	33.950	34.015	3:11.518	133
2	30.278	38.096	33.882	34.821	2:17.077	184	2	30.030	37.607	33.557	34.766	2:15.960	188
3	30.454	37.777	33.655	33.974	2:15.860	180	3	29.528	37.391	32.819	33.301	2:13.039	193
4	30.266	37.708	33.604	33.721	2:15.299	184	4	29.421	37.091	32.636	33.285	2:12.433	192
5	33.600	44.913	44.555	34.215	2:37.283	173	5	29.635	37.778	33.163	33.797	2:14.373	196
6	30.704	37.905	33.597	33.471	2:15.677	179							
7	29.912	37.122	32.982	33.617	2:13.633	186	279						
8	29.845	37.501	33.466	33.569	2:14.381	184							
9	30.860	37.678	33.747	34.027	2:16.312	182	1	3:16.439	40.827	35.392	36.001	5:08.659	55
10	29.505	37.206	33.352	33.379	2:13.442	186	2	31.464	39.090	34.480	34.733	2:19.767	178
11	30.015	37.303	33.302	33.541	2:14.161	185	3	31.009	38.510	34.265	34.271	2:18.055	182
							4	30.667	38.100	33.829	34.378	2:16.974	181
							5	30.453	37.505	33.983	34.267	2:16.208	185
							6	30.596	38.930	34.451	34.331	2:18.308	182
							7	30.448	37.899	33.805	34.515	2:16.667	180
							8	30.251	37.611	33.616	33.744	2:15.222	188
95 Matthew RINDEL (VIC) (12th)							9	29.965	37.488	33.514	33.880	2:14.847	187
1	1:31.639	39.957	34.273	34.287	3:20.156	129	10	30.065	37.450	33.514	33.637	2:14.666	185
2	30.422	38.341	33.717	33.723	2:16.203	188							
3	30.235	37.802	33.115	33.648	2:14.800	188							
4	35.594	38.761	34.795	33.494	2:22.644	192							
5	30.009	37.302	33.356	33.279	2:13.946	190	355						
6	29.738	37.098	33.105	33.612	2:13.553	190							
7	29.763	37.327	33.200	33.886	2:14.176	189	1	1:01.536	42.953	36.798	36.604	2:57.891	76
8	30.601	37.393	33.176	33.473	2:14.643	187	2	30.772	38.686	33.989	34.512	2:17.959	185
9	30.169	37.553	33.206	33.699	2:14.627	187	3	30.580	37.959	33.772	33.976	2:16.287	182
10	29.584	36.987	33.106	33.537	2:13.214	190	4	30.350	39.268	34.893	34.620	2:19.131	189
11	29.995	37.765	33.133	33.471	2:14.364	189	5	30.500	38.108	33.375	34.167	2:16.150	187
							6	30.200	37.509	33.668	34.583	2:15.960	189
							7	29.898	37.657	34.230	34.284	2:16.069	190
							8	29.681	37.765	33.545	33.671	2:14.662	195
							9	30.148	37.682	33.600	33.655	2:15.085	182
97 Peter NERLICH (VIC) (23th)							10	29.749	37.130	33.466	33.958	2:14.303	193
1	2:06.227	40.803	35.018	35.298	3:57.346	127	11	30.060	37.608	33.995	34.162	2:15.825	187
2	30.998	39.161	34.176	34.617	2:18.952	183							
3	30.641	38.762	33.813	34.733	2:17.949	186							
4	30.362	38.744	34.141	41.363	2:24.610 P	188							

Scott Laing
 Chief Timekeeper - Scott Laing

Tom Williams
 Race Director - Tom Williams

Paul Hinds
 Clerk of Course - Paul Hinds





The Bend Motorsports Park Round 7 : December 3 - 5



ASBK.COM.AU f t i y

DUNLOP SUPERSPORT 300 CHAMPIONSHIP

Practice 3

Date: 03/12/21
Event: P13
Weather: Sunny - Temp: 21.3C
Track: Dry - Temp: 43.1C

Started at: 15:52:31
Laps: 25 Min
Starters: 28
Printed at: 16:26

FASTEST LAPS SEQUENCE

Race Time	No	Name	Machine	Fastest Lap	On Lap
4:52.111	91	Taiyo AKSU (QLD)	Yamaha YZF-R3	2:17.077	1
5:21.906	11	Brandon DEMMERY (NSW)	Yamaha YZF-R3	2:14.599	1
5:36.671	16	James JACOBS (NSW)	Kawasaki Ninja	2:13.383	1
5:46.979	69	Archie McDONALD (NSW)	Yamaha YZF-R3	2:11.328	1
9:49.817	50	Carter THOMPSON (NSW)	Yamaha YZF-R3	2:10.528	3
23:33.776	22	Zac JOHNSON (VIC)	Kawasaki Ninja	2:10.507	7
25:43.922	22	Zac JOHNSON (VIC)	Kawasaki Ninja	2:10.146	8

Chief Timekeeper - Scott Laing

Race Director - Tom Williams

Clerk of Course - Paul Hinds



www.computime.com.au
COMPUTIME RACE TIMING SYSTEMS PTY LTD





The Bend Motorsports Park

Round 7 : December 3 - 5



ASBK.COM.AU f t i y

DUNLOP SUPERSPORT 300 CHAMPIONSHIP

Practice 3

Date: 03/12/21
 Event: P13
 Weather: Sunny - Temp: 21.3C
 Track: Dry - Temp: 43.1C

Started at: 15:52:31
 Laps: 25 Min
 Starters: 28
 Printed at: 16:26

BEST PARTIAL TIMES

Pos	Split 1		Split 2		Split 3		Split 4		LAP		Ideal	Fastest
	Name	Time	Name	Time	Name	Time	Name	Time	Name			
1	Z. JOHNSON	29.143	G. NELSON	36.191	C. THOMPSON	32.033	C. THOMPSON	32.362	Z. JOHNSON	2:10.136	2:10.146	
2	A. McDONALD	29.171	A. GRENFELL	36.324	B. DEMMERY	32.069	Z. JOHNSON	32.424	C. THOMPSON	2:10.248	2:10.528	
3	A. GRENFELL	29.310	B. DEMMERY	36.399	Z. JOHNSON	32.096	A. GRENFELL	32.677	A. McDONALD	2:10.551	2:10.672	
4	J. JACOBS	29.311	C. THOMPSON	36.428	A. McDONALD	32.159	A. McDONALD	32.724	G. NELSON	2:10.556	2:11.124	
5	G. NELSON	29.325	Z. JOHNSON	36.473	G. NELSON	32.254	B. DEMMERY	32.772	B. DEMMERY	2:10.632	2:11.126	
6	B. DEMMERY	29.392	A. McDONALD	36.497	C. DUNKER	32.260	G. NELSON	32.786	A. GRENFELL	2:10.664	2:10.924	
7	R. OUGHTRE	29.421	T. DRANE	36.568	A. GRENFELL	32.353	T. DRANE	32.854	T. DRANE	2:11.317	2:11.826	
8	C. THOMPSON	29.425	J. JACOBS	36.678	T. DRANE	32.382	C. DUNKER	32.892	C. DUNKER	2:11.574	2:12.255	
9	C. DUNKER	29.438	O. SIMPSON	36.875	O. SIMPSON	32.621	J. JACOBS	33.081	J. JACOBS	2:12.004	2:12.336	
10	T. AKSU	29.505	C. DUNKER	36.984	R. OUGHTRE	32.636	O. SIMPSON	33.189	R. OUGHTRE	2:12.433	2:12.433	
11	T. DRANE	29.513	M. RINDEL	36.987	M. SIMPSON	32.772	C. CLEGG	33.254	O. SIMPSON	2:12.625	2:12.907	
12	B. GAWITH	29.516	J. MARINIELL	37.043	J. MARINIELL	32.881	V. FLEMING	33.275	J. MARINIELL	2:12.780	2:13.975	
13	J. MARINIELL	29.519	R. OUGHTRE	37.091	V. FLEMING	32.920	M. RINDEL	33.279	M. RINDEL	2:12.955	2:13.214	
14	M. RINDEL	29.584	V. FLEMING	37.102	J. JACOBS	32.934	R. OUGHTRE	33.285	T. AKSU	2:12.988	2:13.442	
15	L. BROWN	29.681	T. AKSU	37.122	J. SIMPSON	32.955	J. MARINIELL	33.337	B. GAWITH	2:13.098	2:13.908	
16	S. PEZZETTA	29.807	L. BROWN	37.130	T. AKSU	32.982	L. QUINN	33.341	V. FLEMING	2:13.442	2:13.823	
17	P. NERLICH	29.828	B. GAWITH	37.139	S. PEZZETTA	33.044	B. GAWITH	33.368	S. PEZZETTA	2:13.509	2:14.126	
18	L. QUINN	29.916	S. PEZZETTA	37.190	B. GAWITH	33.075	T. AKSU	33.379	M. SIMPSON	2:13.645	2:13.950	
19	O. SIMPSON	29.940	L. QUINN	37.235	M. RINDEL	33.105	S. PEZZETTA	33.468	L. BROWN	2:13.841	2:14.303	
20	H. NELSON	29.965	M. SIMPSON	37.251	C. CLEGG	33.146	M. SIMPSON	33.577	L. QUINN	2:13.841	2:14.570	
21	M. SIMPSON	30.045	H. NELSON	37.450	P. NERLICH	33.347	H. NELSON	33.637	C. CLEGG	2:14.027	2:14.288	
22	C. CLEGG	30.094	C. CLEGG	37.533	L. QUINN	33.349	L. BROWN	33.655	H. NELSON	2:14.566	2:14.666	
23	V. FLEMING	30.145	J. SIMPSON	37.665	L. BROWN	33.375	J. SIMPSON	33.802	J. SIMPSON	2:14.650	2:15.369	
24	J. SIMPSON	30.228	P. NERLICH	37.773	J. RUSSO	33.399	P. NERLICH	33.947	P. NERLICH	2:14.895	2:15.063	
25	J. PORT	30.356	J. RUSSO	37.773	H. NELSON	33.514	C. ROWNTRE	34.036	J. RUSSO	2:15.732	2:16.290	
26	C. ROWNTRE	30.366	J. PORT	37.937	C. ROWNTRE	33.651	J. RUSSO	34.070	C. ROWNTRE	2:16.039	2:16.567	
27	J. RUSSO	30.490	C. ROWNTRE	37.986	J. PORT	33.859	J. PORT	34.398	J. PORT	2:16.550	2:16.795	
28	H. SNELL	30.810	H. SNELL	38.168	H. SNELL	33.936	H. SNELL	34.561	H. SNELL	2:17.475	2:18.244	

Scott Lang
 Chief Timekeeper - Scott Lang

Tom Williams
 Race Director - Tom Williams

Paul Hinds
 Clerk of Course - Paul Hinds



www.computime.com.au
 COMPUTIME RACE TIMING SYSTEMS PTY LTD





The Bend Motorsports Park

Round 7 : December 3 - 5



ASBK.COM.AU f t i y

DUNLOP SUPERSPORT 300 CHAMPIONSHIP

Combined Practices

MERGED CLASSIFICATION

Date: 03/12/21

Printed at: 16:26

Pos	No	Name	Machine	Event P03	Event P08	Event P13	Fastest Lap
1	72	Ben BAKER (NSW) / YRD Yamaha / Shoei / SCK / Utech Designs / West Sliders / Maxima Oils	Yamaha YZF-R3	2:11.208	2:07.547		2:07.547
2	50	Carter THOMPSON (NSW) / GTR MotoStars Team / RS+C / Motostars / Doctor Mak / YRD / Motul / Pirelli	Yamaha YZF-R3	2:10.068	2:11.238	2:10.528	2:10.068
3	22	Zac JOHNSON (VIC) / Johnson Racing Team / Rebuilder / Prebuild Solutions / The Grinning Dingo	Kawasaki Ninja	2:13.024	2:13.138	2:10.146	2:10.146
4	69	Archie McDONALD (NSW) / ProGP Racing Junior Team / GB Racing / Bonamici Racing / Signpro / JDS Moto	Yamaha YZF-R3	2:10.682	2:11.252	2:10.672	2:10.672
5	59	Tom DRANE (NSW) / Construction Supply Specialists / IC Cons / MD Steel	Yamaha YZF-R3	2:11.168	2:10.903	2:11.826	2:10.903
6	36	Angus GRENFELL (VIC) / ABU Engineering/ Peek Visual / Ricondi / Earmold Aust.	Yamaha YZF-R3	2:12.068	2:12.113	2:10.924	2:10.924
7	39	Glenn NELSON (QLD) / Buddys Pest Control / Dynoverks / XXX Suspension / Always Livin	Yamaha YZF-R3	2:12.046	2:12.365	2:11.124	2:11.124
8	11	Brandon DEMMERY (NSW) / Motocity / Mini Rev Heads	Yamaha YZF-R3	2:11.683	2:12.974	2:11.126	2:11.126
9	3	Cameron DUNKER (NSW) / GTR MotoStars Team / RS+C / Doctor Mak / YRD / Motul / Pirelli	Yamaha YZF-R3	2:11.674	2:12.285	2:12.255	2:11.674
10	16	James JACOBS (NSW) / X-Lite / Nedlands Studio / Bridgestone / Lucas Oils / EK Chains / Mototrack	Kawasaki Ninja	2:13.746	2:12.069	2:12.336	2:12.069
11	121	Reece OUGHTRED (VIC) / Moto GC / Dynoverks / Sign Pro / The Jags / LS2 Helmets / Motul / Cykel	Yamaha YZF-R3	2:12.670	2:14.058	2:12.433	2:12.433
12	15	Olly SIMPSON (SA) / Simpson Crash / Simpson Signs	Yamaha YZF-R3			2:12.907	2:12.907
13	88	Joseph MARINIELLO (VIC) / Traction Control M-sport / Race4James / RST Moto / HJC Helmets	Kawasaki Ninja	2:13.397	2:12.931	2:13.975	2:12.931
14	66	Mitchell SIMPSON (SA) / Simpson Crash / Simpson Signs	Yamaha YZF-R3	2:13.429	2:13.146	2:13.950	2:13.146
15	95	Matthew RINDEL (VIC) / Stay Upright / Gears Racing / Mick Hone M-cycles / The Grinning Dingo / Shoei	Yamaha YZF-R3	2:18.262	2:15.649	2:13.214	2:13.214
16	13	Jordan SIMPSON (SA) / Simpson Crash / Simpson Signs	Yamaha YZF-R3	2:13.410	2:14.595	2:15.369	2:13.410
17	91	Taiyo AKSU (QLD) / Ricondi	Yamaha YZF-R3	2:14.254	2:13.537	2:13.442	2:13.442
18	25	Brodie GAWITH (VIC) / Rocondi / AGV Helmets / TCX	Yamaha YZF-R3	2:16.614	2:13.477	2:13.908	2:13.477
19	35	Varis FLEMING (VIC) / MotoGo / Suspension Pro / Taichi / Kit / RTF Building Services / Berwick Thai	Yamaha YZF-R3	2:17.286	2:15.276	2:13.823	2:13.823
20	51	Sam PEZZETTA (SA) / Unitech Racing / Remo Contractors / SA Profiling / AUS Crush & Recycle	Yamaha YZF-R3	2:14.420	2:14.354	2:14.126	2:14.126
21	63	Clay CLEGG (NSW) / Akubra / Williamson Bros / Mavin Truck Centre / Central West Electrical	Yamaha YZF-R3	2:15.617	2:15.483	2:14.288	2:14.288
22	355	Laura BROWN (NSW) / Bikebiz	Yamaha YZF-R3	2:16.037	2:15.665	2:14.303	2:14.303
23	58	Lucas QUINN (QLD)	Yamaha YZF-R3	2:18.565	2:14.708	2:14.570	2:14.570
24	279	Hayden NELSON (NSW)	Yamaha YZF-R3	2:17.843	2:18.080	2:14.666	2:14.666
25	32	Jai RUSSO (NSW) / Russo Performance / YRD Yamaha / GTR MotoStars / Ricondi / AGV / TCX	Yamaha YZF-R3	2:15.298	2:14.923	2:16.290	2:14.923
26	97	Peter NERLICH (VIC) / Proworx Racing	Kawasaki Ninja	2:15.581	2:16.272	2:15.063	2:15.063
27	57	Cooper ROWNTREE (SA) / Anytime Fitness	Yamaha YZF-R3	2:17.396	2:18.743	2:16.567	2:16.567
28	45	Jamie PORT (VIC) / Yamaha / AGV / Pirelli / Motul / Ricondi	Yamaha YZF-R3	2:18.279	2:17.734	2:16.795	2:16.795
29	12	Henry SNELL (QLD) / Ricondi / AGV / TXC	Yamaha YZF-R3	2:19.609	2:18.397	2:18.244	2:18.244

Scott Laing
Chief Timekeeper - Scott Laing

Tom Williams
Race Director - Tom Williams

Paul Hinds
Clerk of Course - Paul Hinds



www.computime.com.au
COMPUTIME RACE TIMING SYSTEMS PTY LTD





The Bend Motorsports Park Round 7 : December 3 - 5



ASBK.COM.AU f t i y

DUNLOP SUPERSPORT 300 CHAMPIONSHIP

Practice 3

Date: 03/12/21
Event: P13
Weather: Sunny - Temp: 21.3C
Track: Dry - Temp: 43.1C

Started at: 15:52:31
Laps: 25 Min
Starters: 28
Printed at: 16:26

RACE INFORMATION

Time	Description
15:52:31	Event Start
16:17:59	Chequered Flag
16:19:58	Event Finish

Chief Timekeeper - Scott Lang

Race Director - Tom Williams

Clerk of Course - Paul Hinds



www.computime.com.au
COMPUTIME RACE TIMING SYSTEMS PTY LTD

